

UIWSOM


Campus Safety



HELLO!

Welcome to the UIWSOM Campus Safety training.

During this presentation you will learn about various safety topics such as: general campus safety, campus safety specific to UIWSOM, and active shooter response.



1. Crime Prevention



Protect yourself against crime



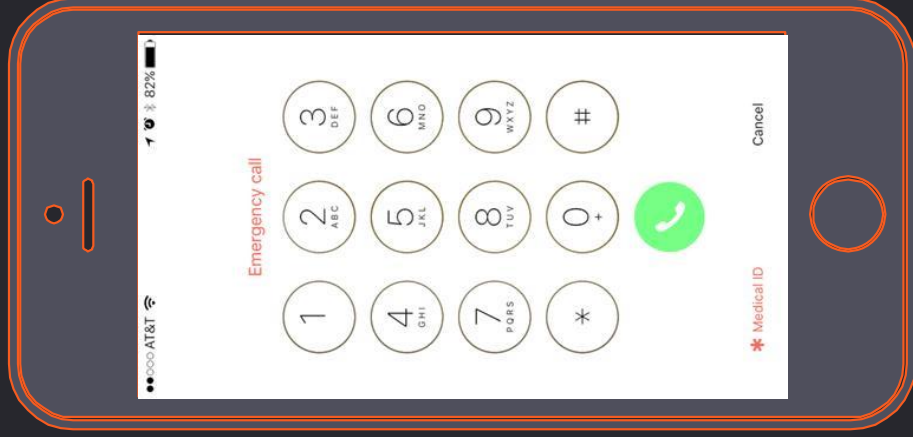
CRIME PREVENTION

There are many precautions one can take to protect themselves against crime:

- Be aware of your surroundings
- Always walk in well-lit areas. Walk with a buddy if possible.
- Be familiar with the call boxes located around campus.
- Always lock your doors. Never keep cars or dorm rooms unlocked.
- Park in well-lit areas.
- Do not lend your keys to anyone or allow anyone access to your rooms if you will not be present.

CRIME PREVENTION CONTINUED

- Never leave valuables unattended (i.e. purses, laptops, books, backpacks, etc.).
- Never give out personal information (i.e. social security numbers, student ID numbers, etc.).
- Do not carry large sums of money.
- Listen to your instincts; if something looks suspicious, avoid contact if at all possible. If you suspect you are being followed, head into a campus building, towards a group of people, or a well-lit area.
- Keep emergency phone numbers readily assessable.
- Report suspicious activity or hazardous conditions to the University Police Office.



DO NOT WAIT TO CALL!

If you see a suspicious person or action, call the police immediately and answer all questions asked. Provide

Dispatch with identifying description of the suspicious person, such as:

- SEX - Male or Female
- RACE - White, Black, Hispanic or Asian
- AGE - Approximate HAIR - Style and Color
- HEIGHT - Approximate
- WEIGHT - Approximate
- CLOTHING - What are they wearing?
- WHAT WAS SUSPICIOUS?
- WHERE ARE THEY NOW?

2. UIW Weapons Policy



UIW is a weapons-free campus





The University of the Incarnate Word is a
WEAPONS-FREE campus

UIW WEAPONS POLICY

Pursuant to the Texas Penal Code, Sections 30.06 (Trespass by License Holder with a Concealed Handgun) and 30.07 (Trespass by License Holder with an Openly Carried Handgun), a person licensed under subchapter H, Chapter 411, Government Code (Handgun Licensing Law), may not enter the UIW property with a concealed handgun, or a with a handgun that is carried openly.

The use, possession or carrying of any weapon, including but not limited to a concealed handgun, by any person on UIW property (with the exception of authorized weapon(s) carried by police officers) is prohibited and in violation of state law. The University of the Incarnate Word will exercise the “opt out” provision of Texas Senate Bill 11, also known as the “Campus Carry” law, after discussions with the campus community.

3. Active Shooter



Run. Hide. Fight.



ACTIVE SHOOTER

It is a sad fact that the frequency of shooting incidents are increasing in our world. Because of the frequency, there have been dramatic increases in the demand for training in preventive measures across various industries. The video you are about to see helps illustrate some of the concepts being covered in our session.

If you have trouble viewing the following slide, please visit <https://vimeo.com/198705553>

ACTIVE SHOOTER TRAINING VIDEO



ACTIVE SHOOTER TRAINING CONTINUED

RUN

- If possible, exit the building/area immediately, but only if it can be done safely.
- Notify anyone you may encounter to exit the building immediately.
- Notify the police.

HIDE

If exiting is not possible, the following actions are recommended:

- Go to the nearest room or office.
- Close and lock the door.
- Stay low, move away from the door, keep quiet and act as if no one is in the room.
- DO NOT answer the door.

FIGHT

- If the shooter enters your area, you may decide to fight back. This is not an easy decision and is based upon personal beliefs and abilities.
- Improvise weapons with any items at hand.

ACTIVE SHOOTER TRAINING CONTINUED

RUN

- Get away from the danger area
- If no door is available, make one.
- Break a window if necessary.
- Alert others to the danger and take them with you
- As soon as possible, notify the police



ACTIVE SHOOTER TRAINING CONTINUED

HIDE

- If you cannot get out of the building, get into a classroom, bathroom or office.
- If possible, allow others to shelter with you.
- Lock and barricade the door
- Turn off lights and cell phones.
- Get down on the floor behind any solid cover.
- Remain calm and quiet
- DO NOT open the door unless you are absolutely certain that the police are directly requesting you to do so.

ACTIVE SHOOTER TRAINING CONTINUED

FIGHT

- If you choose to fight, plan ahead.
- Stand near the door.
 - If you're close to the shooter you may have the element of surprise.
- Go for the gun. Don't let it go and point away from others.
- Use improvised weapons, gouge eyes, bite, kick and pull hair.
- **FIGHT FOR YOUR LIFE.**



ACTIVE SHOOTER TRAINING CONTINUED

WHEN THE POLICE ARRIVE

- The police will enter the building/area to seek out and stop the shooter.
- Everyone will be viewed as a possible suspect.
- DO NOT have anything in your hands.
- Always show open/empty hands to the police.
- Stay on the floor/ground unless otherwise instructed by the police.
- Your response to an active shooter will influence the response of others.
- Use your senses and instincts to survive.
- Stay calm and attempt to keep others calm.

4. Burglary & Theft



Prevention is simple



BURGLARY & THEFT

Theft and burglary are serious problems everywhere and the University is no exception. Because of the high number of opportunities presented, college campuses have become a favorable place for criminals.

The best ally in crime prevention is to provide our community with the proper education, awareness and crime prevention techniques.

Thieves work in office buildings, libraries, restaurants, residence halls and other places where people gather. Thefts of backpacks, purses, laptops, phones and other electronic gadgets are the most prevalent crime on campus.

By working with the police and following a few commonsense recommendations, you can significantly reduce the chances of a thief stealing University or personal property.

BURGLARY & THEFT CONTINUED

OPERATION METHODS OF A THIEF

When the thief enters a room, or vehicle, they will look for a purse or any valuable property in the more obvious places such as:

- On the floor under the desk or bed
- On the desk
- In drawers, filing cabinets or closet
- In the glove compartment or center console of a car.

If the thief does not locate any property within a few seconds, they will typically leave and look for a better target.



BURGLARY & THEFT CONTINUED

PREVENTION IS SIMPLE

Do not leave your property unattended and do not become distracted and inattentive to the point where property can be taken from under your nose. Thieves looking for valuables to steal will often search offices, common areas or apartments where there is little to no pedestrian traffic. They will check up and down the hallway to see if there is opened or unlocked office doors. Thieves usually do not operate in a building where most of the doors are closed or rooms occupied.

Just a few simple steps can help:

1. Lock your doors and take your keys when you leave.
2. Participate in the UIW Operation ID Program.
3. Do not prop open doors.
4. Hide your valuables when not in use.

5. Safety Tips



Protect yourself against crime



SAFETY TIPS – WALKING ON CAMPUS

- Familiarize yourself with the layout of the campus.
- Plan the safest route to your destination; choose well-lit, busy pathways and streets.
- Share your class schedule with your parents and trusted friends and give them your telephone numbers.
- At night, stick to well-lit areas whenever possible and avoid alleyways or shortcuts through isolated areas.
- Travel in groups and avoid going out alone at night.
- Know where the emergency call boxes are located on campus and learn how to use them.

SAFETY TIPS – WALKING ON CAMPUS CONTINUED

- If you are being followed, change direction and go to the nearest business or home, knock on the door and request that someone call the police.
- Note the description of the person following you.
- Tell a friend or roommate where you are going and what time you expect to return.
- Stay alert to your surroundings and the people around you.
- Carry your purse close to your body and keep a firm grip on it. Carry your wallet in an inside coat pocket or your front pant pocket.
- Don't overload yourself with bags or packages.
- Avoid wearing shoes that restrict your movements.

SAFETY TIPS – EXERCISING ON CAMPUS & LIVING OFF CAMPUS

Exercising on Campus

- Plan your route in advance and walk/jog/run in familiar areas.
- Go with a known companion if possible.
- Carry identification.
- Don't wear jewelry or carry cash.
- Avoid secluded or dimly lit areas.

Living Off Campus

Know the answers to the following questions:

- Do local security/police patrol the grounds/buildings where you live?
- How secure are the locks/doors?
- Are there dead bolt locks on the exterior doors?
- Is parking adequate, safe and well lit?

5. University Police Department



It's your job as well as ours.



UNIVERSITY POLICE DEPARTMENT

WHAT IS SUSPICIOUS ACTIVITY?

Anyone who acts in an unusual or frightening manner. Also, anything found or placed in an unusual location, should be considered suspicious.

REPORTING INCIDENTS

All incidents should be reported to the UIW Police Department as soon as possible (ext. 6030).

CALL BOXES AND VIDEO HELP STATIONS

To enhance access to security personnel, call boxes and video help stations are placed around the University.

UNIVERSITY POLICE DEPARTMENT

Members of the University community are vulnerable to the same crime problems encountered by residents of any major metropolitan area. The primary purpose of the University Police is to protect the campus community from criminal activities. The patrolling of the campus and surrounding areas by the University Police is a major factor in deterring crime but, the opportunity for crime continues to exist.

You can assist us in reducing crime on campus by utilizing preventive measures to reduce the opportunity for criminal acts. You are urged both to report crimes and to practice logical prevention techniques to reduce them. We all share in the responsibility for making UIW as safe of a place as possible.

UNIVERSITY POLICE DEPARTMENT

Remember to:

- Be responsible for your personal safety
- Be alert to potential danger
- Trust your instincts
- Be aware of all your surroundings
- Avoid anything that does not feel safe
- Anticipate possible problems
- Be vigilant and prepared for anything
- Report suspicious activity

ALWAYS REMEMBER

A safe campus is everyone's
responsibility!



6. UIWSOM Campus Safety



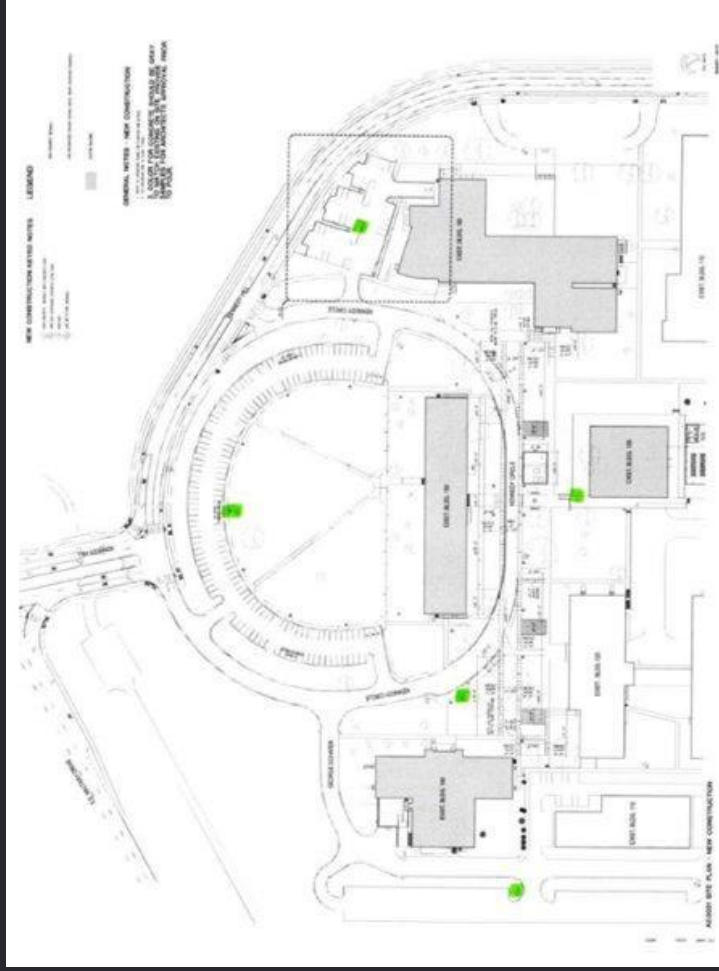
School of Medicine Campus



UIW – MEDICAL CAMPUS

- We have officers on campus 24/7.
- Watchmen Protective Services is our security team on campus.
- If you ever feel uncomfortable or have an emergency, you may reach them at these numbers **(210)503-6430 / (210)283-6340**.

UIW – Medical Campus



Highlighted in green are the exterior safety telephone locations.

Utilize these if you feel you are in danger as you walk around campus.

THANKS!

ANY QUESTIONS?

Please visit us at:

- <https://my.uiw.edu/police/crim-e-prevention.html>
- (210) 829-6030

